

# EXCHANGEWELL GOVERNED DIGITAL DATA MARKETPLACE

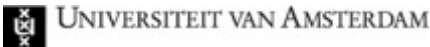
How to share data a trusted, fair and economic way  
supporting ML/AI development for PHM

PHM2019  
Sept 25<sup>th</sup> Scottsdale, AZ

Leon Gommans, Air France KLM Group & University of Amsterdam  
George Saleh, Nokia Datapace



This project has received funding from the European Union's Horizon 2020 research and innovation programme under grant agreement No 769288



# INTERNET HISTORY EUROPE

RESEARCH CONTEXT PROVIDED BY AMSTERDAM SCIENCE PARK



1988:  
The Internet landed in Europe  
at CWI (CERN was first to  
connect to this place)



1994  
The Amsterdam Internet Exchange  
was first housed by NIKHEF.  
Grew into the largest Internet  
Exchange of the world  
interconnecting ISP's, clouds, web  
hosting,.. acting as 'market square'



University of Amsterdam  
Faculty of Science  
located right in the middle  
of Amsterdam Science Park



Can we create Digital  
Data Marketplaces inside  
these 'market squares' ?



Digital Reality (3.0B\$ >175 DCs)      Equinix (4.4 B\$ >200 DCs)  
Now > 60 datacenters emerged around the Amsterdam Internet  
Exchange, creating 12.500 jobs\*



Data centers are  
neutral places  
housing  
equipment from  
multiple (cloud)  
providers in  
separate 'cages'

\* Source 2019 report datacenters and employment, Dutch Datacenter Association

# WHAT IS IT ABOUT?

## A DIGITAL DATA MARKET PLACE:

---

- **Serves a common benefit no single organization can achieve on its own.**
- **Is created and governed by an industry consortium as a means to reduce risk, ensuring competition and fairness.**
- **Supply members advertise their assets, contracts arrange asset access and usage by other members.**
- **To prevent data asset exposure, members can use a consortium governed infrastructure to execute data science workflows**
- **Allows consortia to implement (digitally) enforceable contracts, whilst supporting dispute resolution by immutable logging.**

# CONTEXT: AI DEVELOPMENT FOR AERONAUTICAL SYSTEMS

GENERATES MANY QUESTIONS: CREATING INITIATIVES TO ANSWER THEM

## 1950: “Can machines think?”

Alan Turing asked the question:

### “Can a machine act as player in an imitation game?”

Alan Turing “**Computing Machinery and Intelligence**”, Mind 49: 433-460, 1950.



## Now “Can AI fly?”

Creg Hyslop, CTO Boeing, asked the question:

### “How do we maintain the existing levels of safety with an AI-based system in the cockpit?”

Charlotte Jee, “**AI is set to change the aerospace industry - but won’t be flying planes anytime soon**”, MIT Technology Review, Sep 13th 2018.

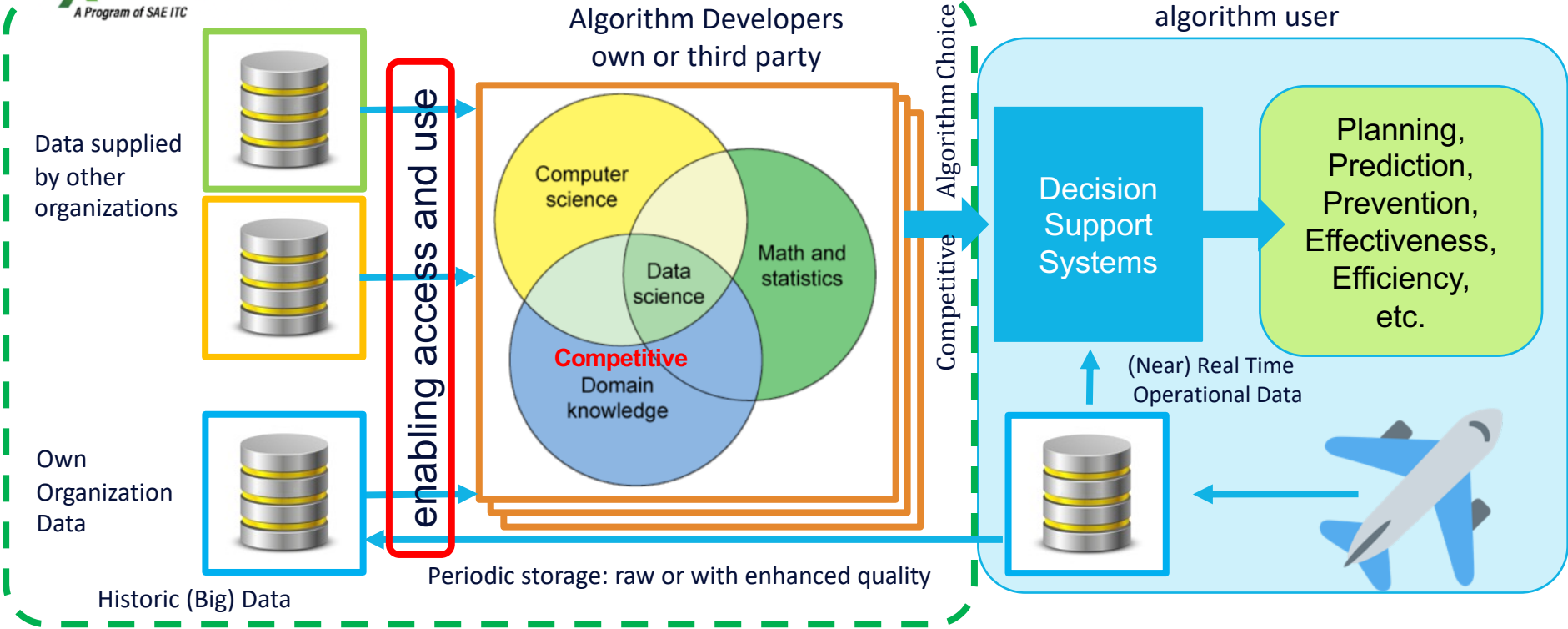
## Industry standards bodies are joining to consider the many questions around the role of AI in aeronautical systems:

- SAE International: G.34 Applied AI for Flight Critical Systems
- EUROCAE WG-114 Artificial Intelligence
- SAE ITC: ExchangeWell consortium.

**Parties need to collaborate: OAMs, OEMs, MRO’s, Operators, Regulatory bodies,..  
All have parts of the puzzle.**

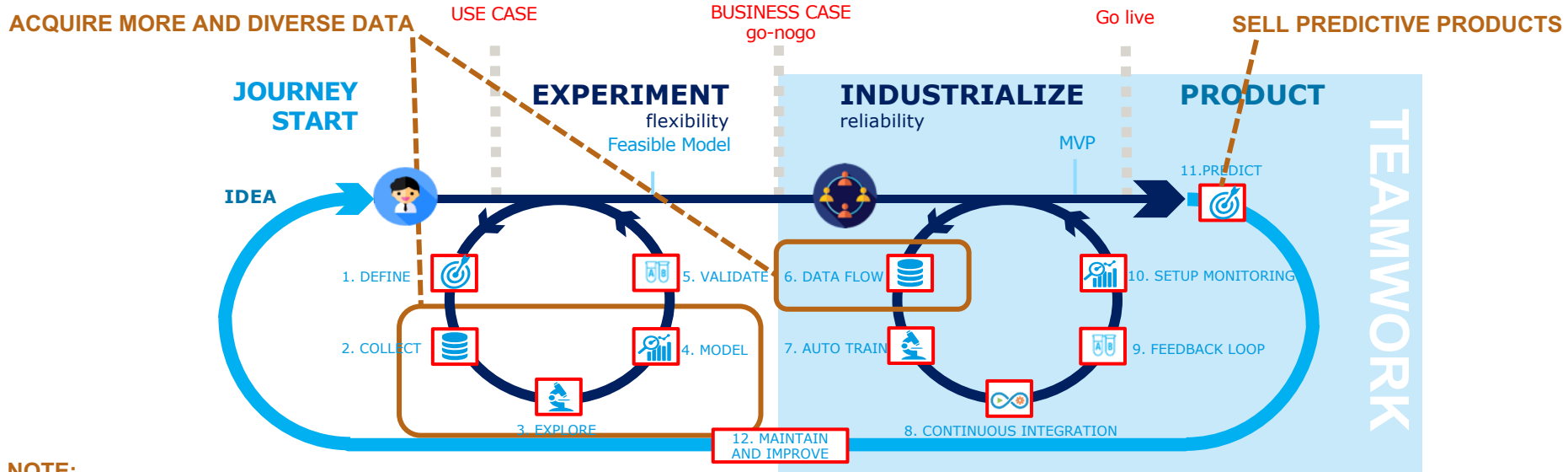
# RESEARCHING DATA SHARING SOLUTIONS FOR AI DEVELOPMENT

## A DIGITAL DATA MARKETPLACE GOVERNED BY A MEMBERSHIP CONSORTIUM



# JOURNEY OF THE DATA SCIENTIST / ENGINEER

## ROLE OF THE DIGITAL DATA MARKETPLACE: MVP FOCUS IS ON INDUSTRIALIZE PHASE



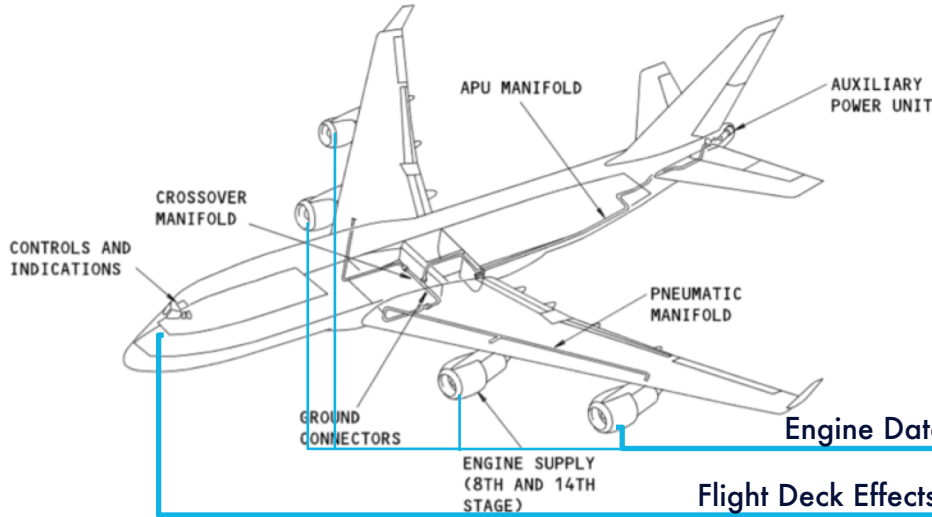
**NOTE:**  
KNOWLEDGE SHARING IN OTHER PHASES (4,7,9,10) MAY ALSO BE A GOALS OF COLLABORATION IN A MARKETPLACE COMMUNITY.



# USE-CASE – THE 747 BLEED AIR SYSTEM

DATA FROM KLM E&M SPLIT ACROSS THREE PLACES (IN STEAD OF ONE)

Imagine if data scientist can use historic data from 747 aircraft operated by multiple airlines.

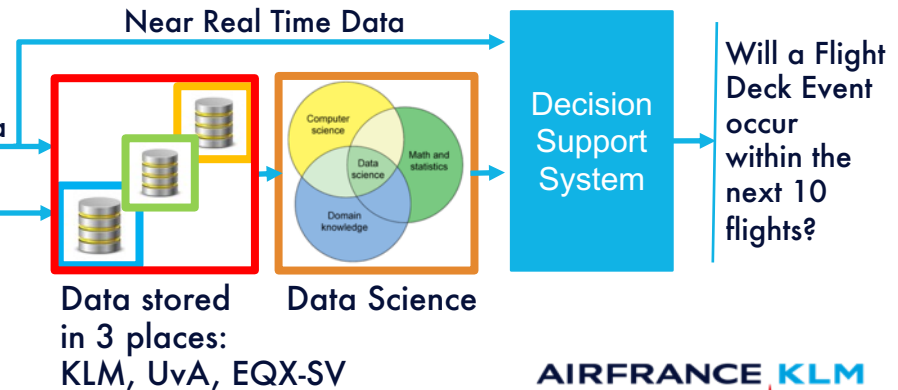


The Bleed Air System regulates pressure and temperature of air from a turbine engine needed by other aircraft systems taking care of:

- cabin pressure
- de-icing
- water pressure
- and more..

Flight Deck Effects indicate system functionality decreases and may trigger maintenance actions

The more Flight Deck Effect occurrences are available, the more likely that a prognostic relation can be learnt.



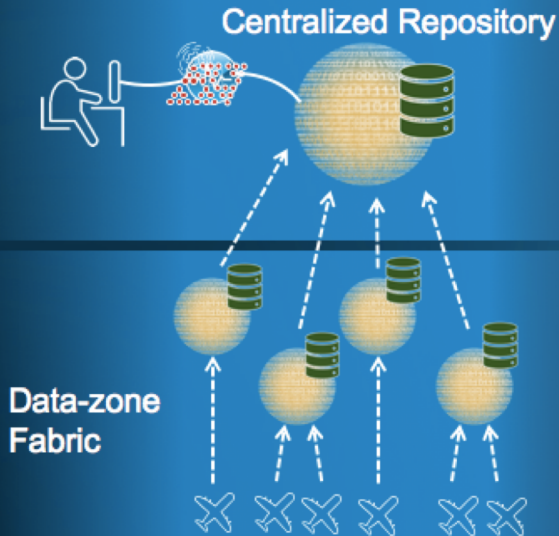


# KEY CHALLENGE FOR DATA PROCESSING

WILL FEDERATED ANALYTICS PERFORM SIMILAR TO CENTRALIZED ANALYTICS?

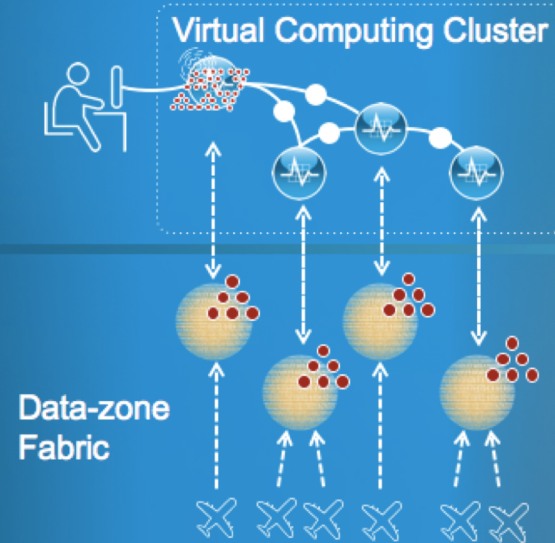
## Centralized

Raw data transferred from dispersed data zones to a central repository for analysis



## Federated

Raw data stays in place. Model trained through orchestration of local (at each data zone) and global computations





# Predictive Performance and Data Transfer Comparisons

|                        | Model 1.0<br>Random Forest: Top 5 Features* |           |         | Model 2.0<br>Random Forest: Top 20 Features* |           |         | Baseline<br>from<br>previous<br>study |
|------------------------|---|-----------|---------|--|-----------|---------|---------------------------------------|
|                        | Centralized                                 | Federated | % Diff. | Centralized                                  | Federated | % Diff. |                                       |
| Predictive Performance |   |           |         |  |           |         |                                       |
| Average Precision      | 0.19  | 0.19      | 0.0%    | 0.21   | 0.20      | -4.8%   | 0.18                                  |
| Area Under the ROC     | 0.59  | 0.60      | 1.7%    | 0.62   | 0.60      | -3.2%   | 0.63                                  |
| Bandwidth Use          | ~7.5GB                                      | ~2.8MB    | -99.96% | ~7.5GB                                       | ~2.9MB    | -99.96% | --                                    |

→ Federated metrics within 5% of Centralized metrics in both models

→ Volume of data transferred in Federated training over 99% smaller than in Centralized training

# WHAT IS EXCHANGEWELL?

---



Neutral forum where organizations represent their specific needs and interests on topics involving data exchange, interoperability, and security within highly regulated environments in order to identify the tools and services needed at an industry level to support the implementation of guidance, best practices and requirements captured in industry open forum consensus standards.

## Consortium Benefits

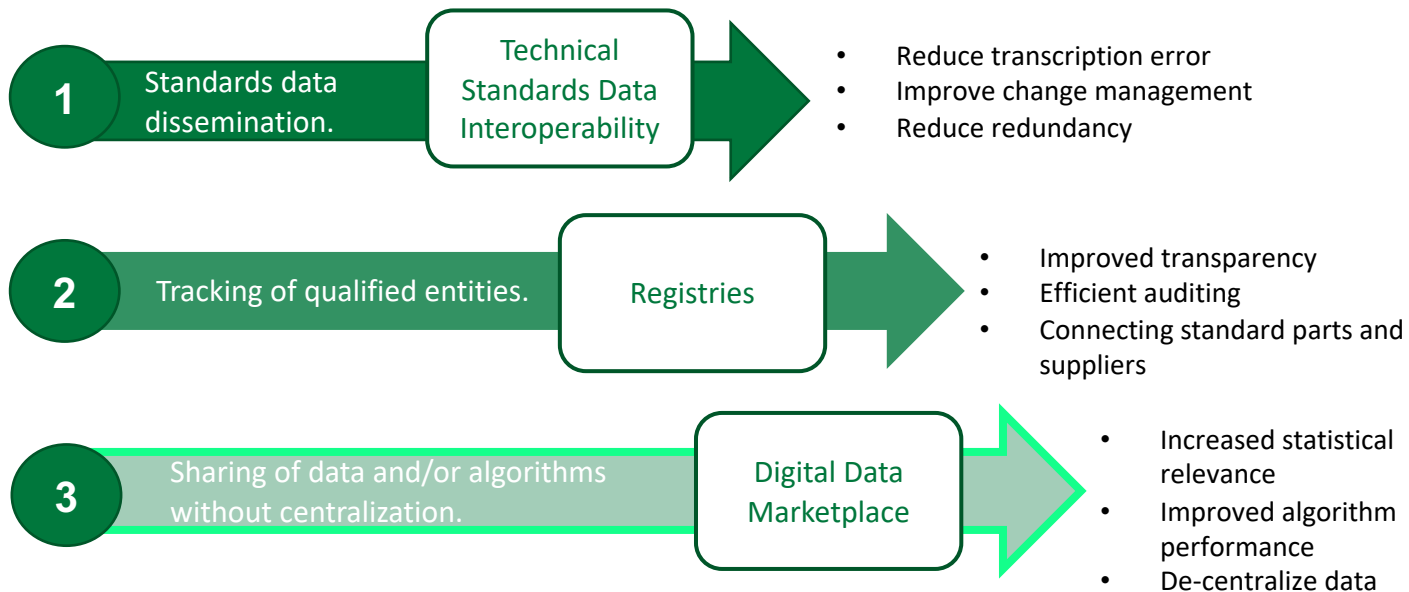
**Content.** Access to standards and registries to support data exchange prototyping, testing, and development of future standards.

**Contact.** Creates an environment for building trusted relationships with industry experts in mobility and key IT technology providers.

**Capabilities.** Serves a common benefit no single organization can achieve on its own with experience in standardization, registrations and qualifications, algorithm development and validation- initially with standards, future with predictive maintenance.

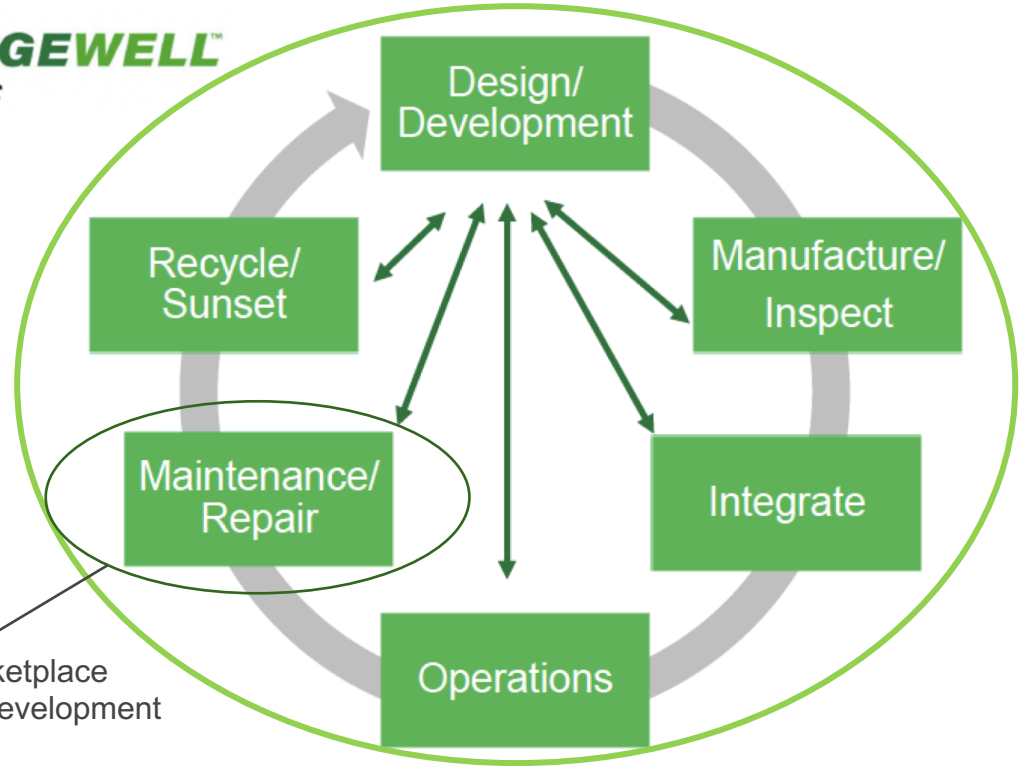
**Context.** Understands use cases and positioned to help industry while reducing risk being governed by an industry membership organization

# EXCHANGEWELL SERVES 3 AREA'S



## Stakeholders

- Regulatory
- Airline/ Operator
- Airframer/ Integrator
- OEM
- Sub Assembly Manufacturer
- Distributor
- Component/ Part Manufacturer
- Standards Organization
- Industry Review Body
- Auditor/ Mandated Body
- SAE ITC
- Registrar
- Maintenance
- Training Provider
- IT System and Software Tools Provider
- Data Aggregators and Analyzers
- Insurers
- Legal
- Access Authorizing Agent
- Research/ Academics



Digital Data Marketplace accelerating AI development

# DIGITAL DATA MARKETPLACE GOVERNANCE

## A FOUR STEP APPROACH

### ExchangeWell



#### COMMON BENEFIT

Define and agree common benefit no single organization can achieve on its own.



#### GROUP RULES

Define consortium rules considering data use, access and benefit sharing



#### ORGANIZE TRUST

Organize power and trust as a **means to reduce risk** for participating members



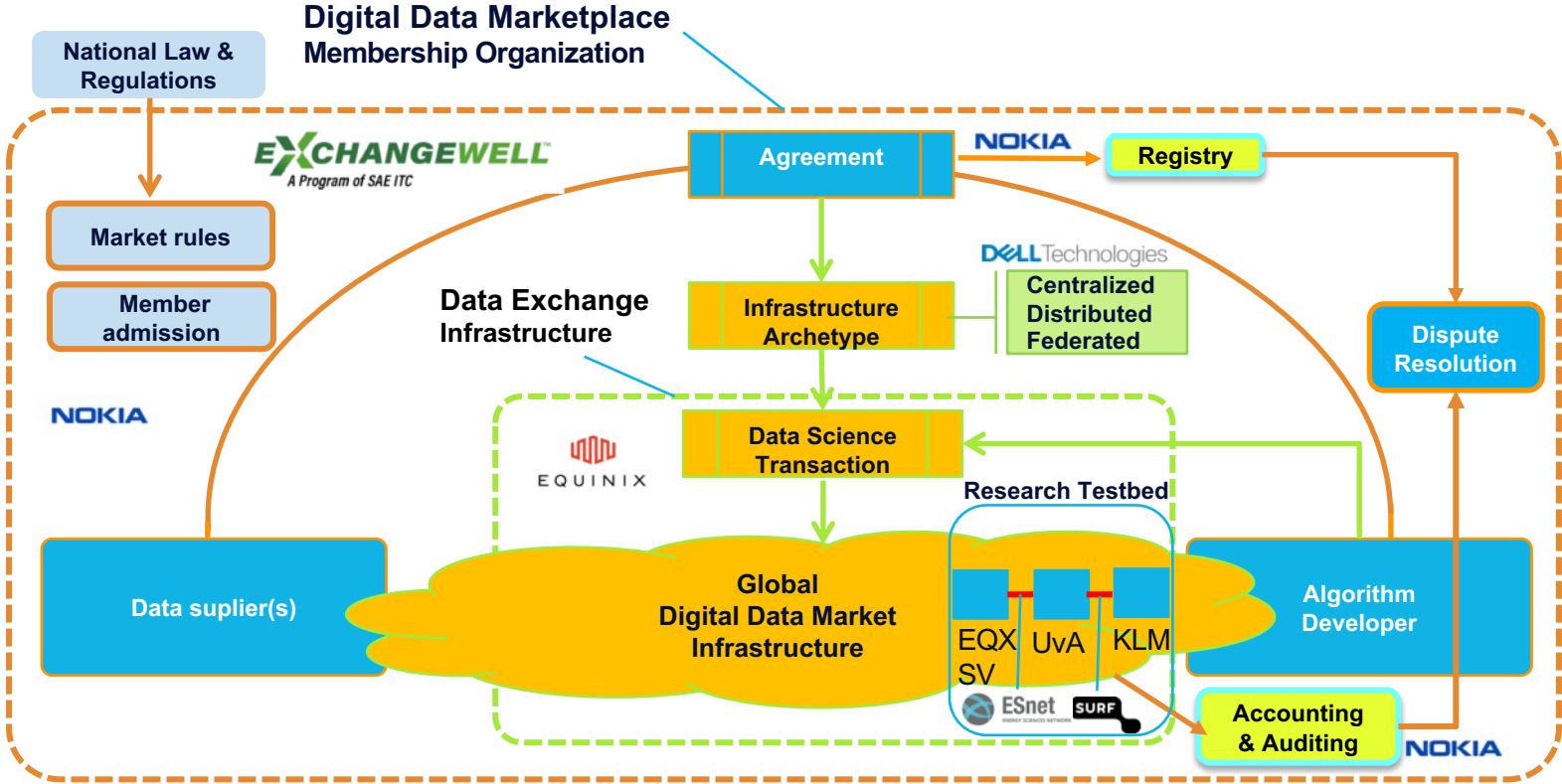
#### IMPLEMENT INFRASTRUCTURE

Research operationalization of **Digital Data Marketplace** concepts

DEMO














# DIGITAL DATA MARKETPLACE ARCHITECTURE

## RESEARCHING IMPLEMENTATION OF ESSENTIAL ELEMENTS



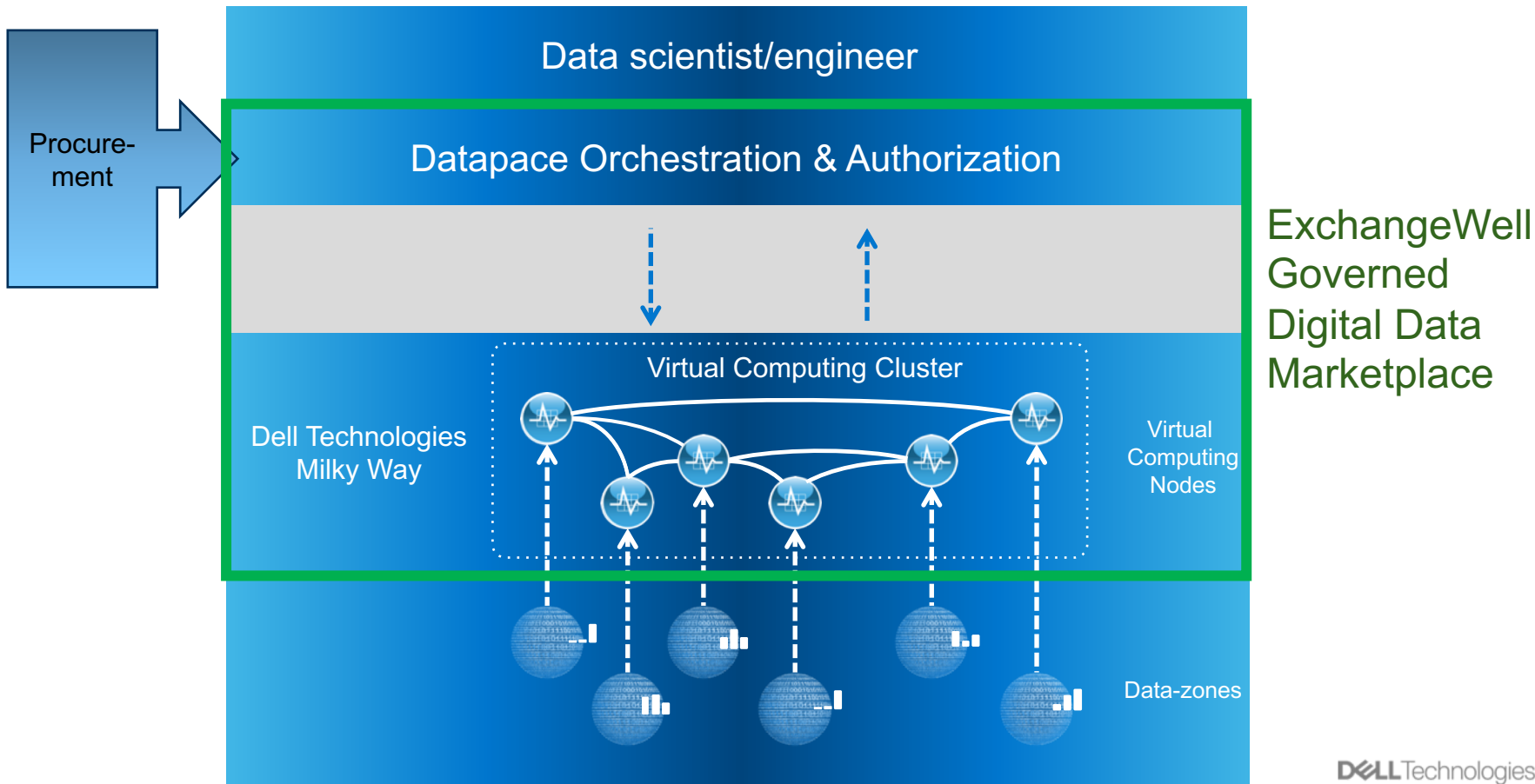
# PROOF OF CONCEPT

## PARTNERS INVOLVED IN DEMO OF THE ARCHITECTURE

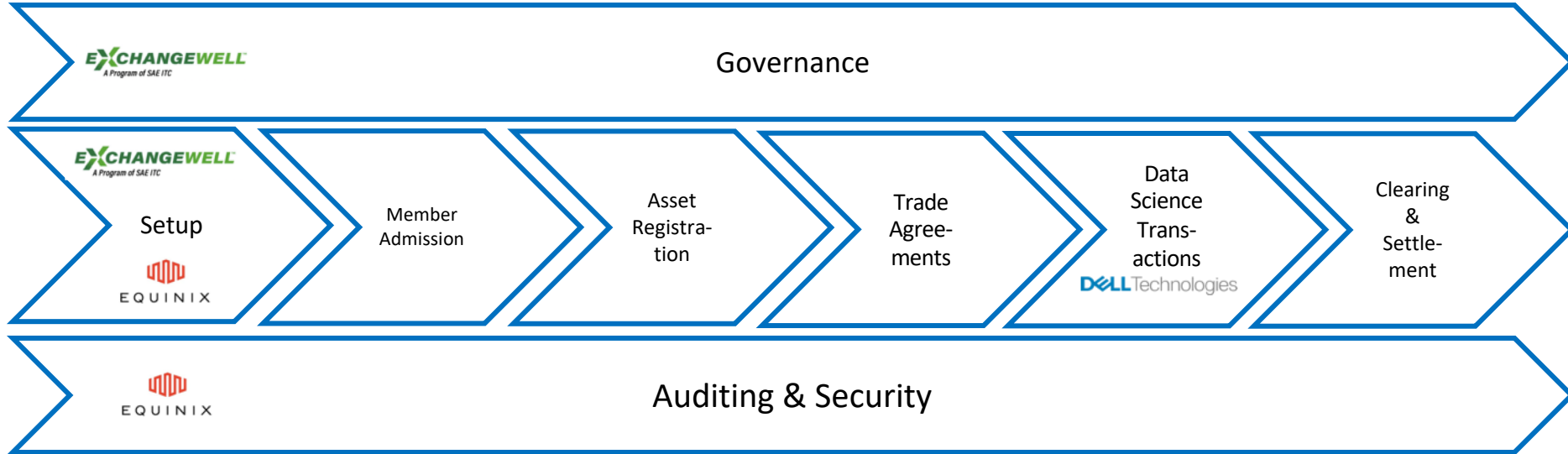
|   |  | Key Points   |   |
|---|--|--|---|
|  <p><b>AIRLINE CONSORTIUM</b></p>        |    | <ul style="list-style-type: none"> <li>• Governance Layer</li> </ul>                           |   |
|  <p><b>DATA MARKETPLACE EXCHANGE</b></p> |    | <ul style="list-style-type: none"> <li>• Orchestrator/Control Plane for Marketplace</li> </ul> |   |
|  <p><b>FEDERATED ANALYTICS</b></p>       |    | <ul style="list-style-type: none"> <li>• Distributed/Federated Analytics</li> </ul>            |   |
|  <p><b>EQUINIX PLATFORM 2.0</b></p>      | <ul style="list-style-type: none"> <li>Computer/Container Platform Provider</li> <li>Storage Provider</li> <li>Network Provider</li> <li>Data Center Provider</li> </ul>   |  | <ul style="list-style-type: none"> <li>• Compute/Storage Hardware Platform Layer</li> <li>• Data Center &amp; Network Fabric</li> </ul> |
|   |     |              |    |



# Solution Integration



# DEMO: DATAPACE IMPLEMENTING WORKFLOW GOVERNANCE & AUDITING USING BLOCKCHAIN & SMART CONTRACTS



# QUESTIONS

---

